




SINCE
1986

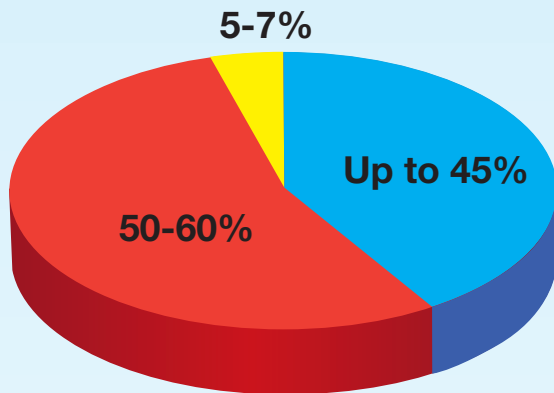
Radiant Barrier Coating for Energy Conservation & Comfort Control

Stop Your Home from Being a
Solar Heat Trap This Summer

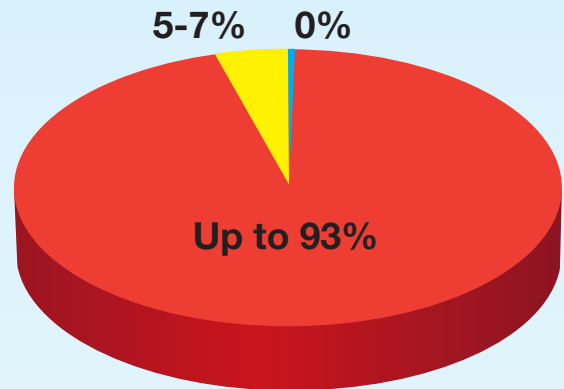


Radiation Heat Transfer in Your Home

Radiant Heat Accounts for 93% of Heat Gain in the Summer & 50-60% of Heat Loss in the Winter



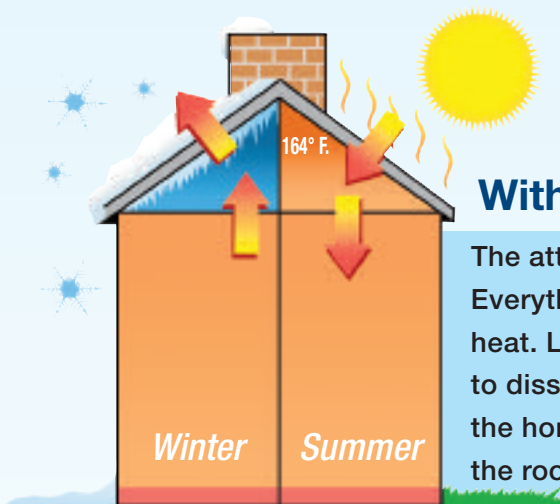
Winter Heat Loss



Summer Heat Gain

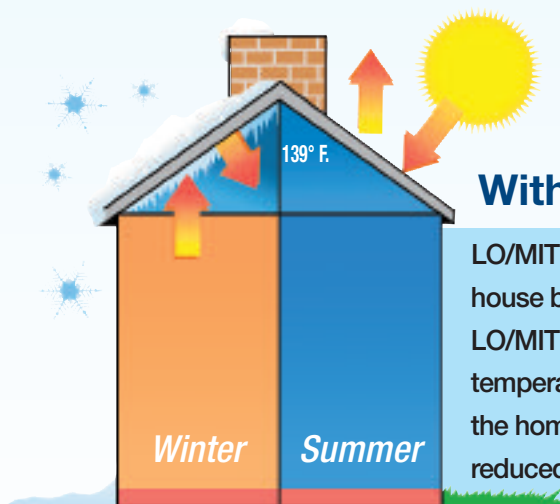
Convection Conduction Radiation

How a Radiant Barrier Can Improve Energy Efficiency



Without **LO/MIT**

The attic of your home in the summer is a natural solar heat trap. Everything in it, including the insulation, absorbs and stores that heat. Long after sunset, your air conditioning units are still working to dissipate the stored heat that is radiating into the living area of the home. In the winter, there can be significant heat losses through the roof with inadequate attic insulation.



With **LO/MIT**

LO/MIT Radiant Barrier Coating can control heat absorption in the attic of a house by reflecting back the solar radiation trying to penetrate the roof. LO/MIT is sprayed on the bottom side of the roof deck facing the attic. Attic temperatures will be much lower in the summer, reducing the cooling load on the home and dramatically increasing comfort. Heating bills will be modestly reduced as LO/MIT also helps keep the building envelope warmer in the winter.

LO/MIT Radiant Barrier Coating

pays back many times its cost to
the homeowner by reducing energy bills



Ceiling insulation is designed to reduce heat loss and gain in the home due to convection and conduction but it is much less efficient at controlling radiation heat loss and gain. LO/MIT helps standard insulation operate more efficiently by lowering its operating temperature.

“When a radiant barrier is added to a home, comfort immediately improves.”

—Gary Cook - Professor of Building Construction, Univ. of Florida.



Did You Know?

Appalachian State University Energy Center, NC, recently announced the results of a case study to measure the benefits of adding radiant barriers in home attics. Key findings include:

- 23 degree F drop in peak attic temperature
- 20% reduction in the A/C units run time during peak hours
- 57% efficiency improvement in the cooled air delivered through the air ducts

Radiant Barrier Coatings (IRCCS) are a Recognized Energy Saving Technology by:

ASTM

ASHRAE

AIA

Florida State Energy Code

Austin Energy

Florida Solar Energy Center

Electric Power Research Institute

Environmental Protection Agency

Florida Power & Light

Oak Ridge National Lab

Lawrence-Berkeley National Lab

Insulation Contractors' Assoc. of America

US Department of Energy

NASA

Jet Propulsion Laboratory



LO/MIT is a silver-colored, non-thickness dependent, low emissivity coating. Its superb ability to reflect both heat (Infrared radiation) and light make it an excellent low-cost substitute for metallic foils or metallized plastic films.



The Original Spray-On Radiant Barrier

- Low Applied Cost
- Easy to Install and Retrofit to Older Homes
- Lowers Attic Temps 10-25+ Degrees F
- Lowers A/C Bills up to 15%
- Increases Current Insulation Efficiency
- Increases Home Value
- Permeable Coating: Does Not Trap Moisture
- Does Not Support Mold Growth
- Increases Lighting Levels in Attic
- Most Cost Effective Way to Retrofit Radiant Barrier
- Excellent Alternative to Foil-Type Radiant Barriers
- Water-based, Low VOC Coating
- Safely Applied in Enclosed Spaces
- Temperature Tolerant to 1000 Degrees F
- Will Not Damage Roof Shingles
- Part of the Florida State Energy Code
- Conforms to ASTM Standard # C 1321-98 for "Interior Radiation Control Coating Systems (IRCCS)"
- Local Utility Rebates May Be Available
- Proven Energy Saving Product Since 1986

Other Places to Spray LO/MIT:

*Overhangs & Porches
Garages & Sheds
Metal Garage Doors
Barns & Hangars*



Rooftop Applications:

LO/MIT-I Radiant Barrier Roof Coating is an Energy Star Certified roof coating that can be used to reduce roofing skin temperatures & extend roof life on many commercial, industrial & agricultural buildings. Contact your LO/MIT installer for more information

Local LO/MIT Installer: